



INJURY PREVENTION

Quick Review of Safety

Fire Extinguisher Use

ASSESS THE RISK

- Is the fire small enough for the extinguisher to put it out?
- Is there a clear escape path behind you that is free of smoke, heat and fire?
- Is the visibility OK, and is it easy to breathe?

If no or if there is any doubt about your safety, evacuate immediately.

PASS TECHNIQUE

- P: Pull the pin; this breaks the tamper seal and allows you to activate the extinguisher.
- A: Aim the nozzle at the base of the fire.
- S: Squeeze the trigger while keeping the nozzle aimed at the base of the fire.
- S: Sweep the nozzle side to side at the base of the fire until extinguished.
- Watch fire. If it reignites, repeat steps 2-4.
- If the extinguisher empties and the fire is still active, evacuate immediately.

See other side for a chart of the fire extinguisher classes and types of fires.



INJURY PREVENTION

Quick Review of Safety

Fire Extinguisher Use

ASSESS THE RISK

- Is the fire small enough for the extinguisher to put it out?
- Is there a clear escape path behind you that is free of smoke, heat and fire?
- Is the visibility OK, and is it easy to breathe?











If no or if there is any doubt about your safety, evacuate immediately.

PASS TECHNIQUE

- P: Pull the pin; this breaks the tamper seal and allows you to activate the extinguisher.
- A: Aim the nozzle at the base of the fire.
- S: Squeeze the trigger while keeping the nozzle aimed at the base of the fire.
- S: Sweep the nozzle side to side at the base of the fire until extinguished.
- Watch fire. If it reignites, repeat steps 2-4.
- If the extinguisher empties and the fire is still active, evacuate immediately.











See other side for a chart of the fire extinguisher classes and types of fires.

TYPES OF FIRE EXTINGUISHERS

Class	Type of Fire	Extinguisher Identification	Symbol
A	Ordinary combustibles: <ul style="list-style-type: none"> Paper Wood Plastics 		
B	Flammable liquids <ul style="list-style-type: none"> Gasoline Paint Tar 		
C	Electrical fires <ul style="list-style-type: none"> Live electrical equipment 		
D	Combustible metals <ul style="list-style-type: none"> Magnesium Sodium Potassium 		
K	Oils and fats <ul style="list-style-type: none"> Vegetable, animal oils or fats Cooking 		

- ABC is a common combination extinguisher.
- Do not use the wrong extinguisher for the fire type.

TYPES OF FIRE EXTINGUISHERS

Class	Type of Fire	Extinguisher Identification	Symbol
A	Ordinary combustibles: <ul style="list-style-type: none"> Paper Wood Plastics 		
B	Flammable liquids <ul style="list-style-type: none"> Gasoline Paint Tar 		
C	Electrical fires <ul style="list-style-type: none"> Live electrical equipment 		
D	Combustible metals <ul style="list-style-type: none"> Magnesium Sodium Potassium 		
K	Oils and fats <ul style="list-style-type: none"> Vegetable, animal oils or fats Cooking 		

- ABC is a common combination extinguisher.
- Do not use the wrong extinguisher for the fire type.